



Kessler-Ellis Application Note F043

Intellect 69

Most Common Field Related Problems

Q1. The display will not read the input(0 on display all the time).

- Analog or Voltage loop broken. Make sure signal is getting to the unit.
- Check that the set high and set low are NOT set for zero.
- Input burnt up. Check with multimeter across terminal 3 and 4, should read 100 ohms.

Q2. The Unit is reading incorrect:

- Make sure the input selection is selected for the correct input (4-20mA, 0-20mA, 0 –10vdc, 1-5vdc)
- Under setup in the program make sure the set high and set low are set correctly
- Check that the nor (normalization) is not set too high. If set at more then 50 the display will update very slow.
-

Q3. The Unit will Rate but not Totalize?

- Make sure the presets are not set at zero
- Under setup in the program make sure the totalizer is not set for HOURS and the tFACT for 1000.

Q4. The display is Totalizing on its own with no input.

- The set low is set at a value other then zero.
- The input has a value higher then 4mA on it.
- Make sure the input selection is selected for the correct input (4-20mA, 0-20mA, 0 –10vdc, 1-5vdc)

Q5. The Totalizer keeps auto resetting to zero

- Under relays in the program change the “dur” (duration) to .00 or change the relays to follow the rate display.

Q6. Can not read the Analog out.

- Make sure that the analog out option was ordered (have customer read part number to you)
- Analog out put is a sinking output and must be looped to a power source that is not common with the INT69. Preferably out of terminal 7 through meter and back to terminal 2.

99621 04/26/06

Q7: What can I view with the Intellect 69?

- The user can view the Rate ,Total , Peak and Vally of flow by pressing the view button on the front of the unit. The Peak is the highest value the display has read and the vally is the lowest value.

Q8: What type of memory does the Intellect 69 Have?

- The Intellect 69 has a EEPROM memory and is capable of storing program and count data for a minimum of 10 years. This is also referred to as non-volatile memory.

Q9: What is the maximum current rating of the D.C. output?

- The D.C. outputs are rated at 50ma maximum current draw.

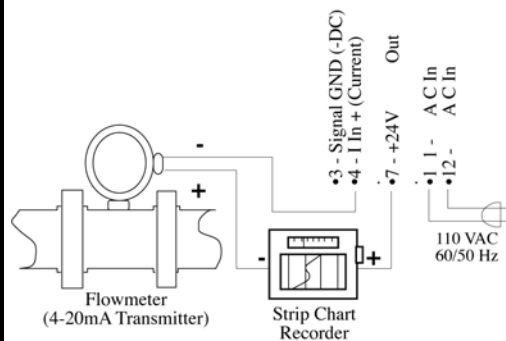
Q10 Can you reverse the set Hi and set Lo?

- Yes, you can set the Set Hi at a low value and the Set Lo at a High value.
- This goes for the Analog out put as well

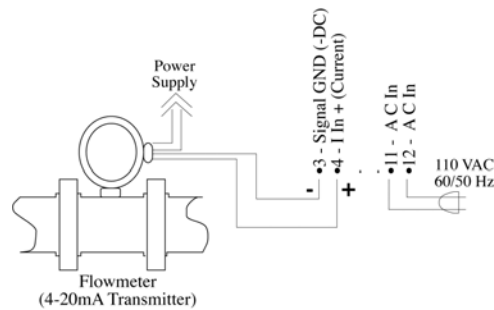
Q11 How do I Wire the Inputs?

- Below you will find typical wiring diagrams to help you wire a flowmeter

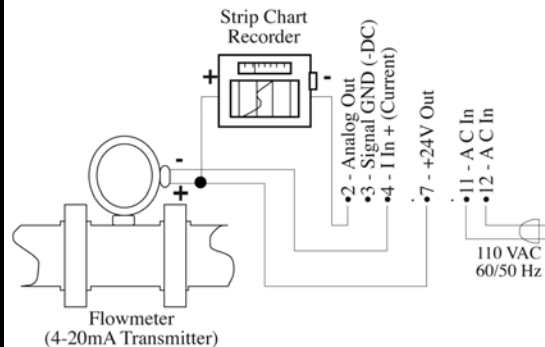
2 Wire Flowmeter



4 Wire Flowmeter



Analog Output Wiring Diagram



3 wire Flowmeter

